

903H SERIES

ARCHITECT'S AND ENGINEER'S SPECIFICATIONS*

Furnish and install where indicated on plans, electric baseboard heaters, suitable for continuous operation as manufactured by Heatrex. Heaters shall be cULus listed.

COMMERCIAL

ENCLOSURE: The heaters shall be fabricated of minimum .024 inch steel with minimum .040 inch steel control boxes. Support brackets shall be .035 inch steel. Junction box enclosure to have provisions for incoming and outgoing cable with cable clamp for restraining without additional hardware. Ground wire pigtail provided in each junction box for grounding.

FRONT COVER: The front cover shall be fabricated of minimum .048 inch steel.

LIGHT COMMERCIAL

ENCLOSURE: The heaters shall be fabricated of minimum .024 inch steel with minimum .035 inch steel control boxes. Support brackets shall be .035 inch steel. Junction box enclosure to have provisions for incoming and outgoing cable with cable clamp for restraining without additional hardware. Ground wire pigtail provided in each junction box for grounding.

FRONT COVER: The front cover shall be fabricated of minimum 0.26 inch pre-painted steel.

HEATING ELEMENT: The heating element wire shall consist of 80% nickel, 20% chromium, and shall be encased in steel sheath to ensure long and trouble free life. Aluminum fins shall be so designed as to block sheath radiation to front and back of heater body and pressure bonded to steel sheath.

INSTALLATION: Heaters shall be designed to permit use of supply conductors with 60°C insulation.

GENERAL: Light gauge housing units available in white or beige textured finished, and heavy gauge units available in beige only textured finished. All finishes are polyester powder coat for corrosion resistance. Linear thermal cut-out shall be factory installed to automatically shut off heater in event of overheating and reactivate heater when temperatures return to normal. The complete heater shall have a height of 6 $\frac{3}{4}$ inches and a depth of 2 $\frac{7}{8}$ inches. Heaters shall have cULus approval for mounting on any floor surface including carpeting

**Heatrex reserves the right to change specifications without prior notice.*

Models & Specifications: Light Commercial

ITEM INFORMATION	ELECTRICAL DATA			DIMENSIONAL DATA	
CATALOG NO.	VOLTS	WATTS	AMPS	LENGTH	SHIP WT.
903HB-2512-W	120	400	3.4	24"	5.2 lbs
903HB-2542-W	240/208	400/300	1.7/1.5	24"	5.2 lbs
903HB-2513-W	120	750	6.3	36"	7.5 lbs
903HB-2543-W	240/208	750/564	3.2/2.8	36"	7.5 lbs
903HB-2514-W	120	1000	8.4	48"	10 lbs
903HB-2544-W	240/208	1000/752	4.2/3.7	48"	10 lbs
903HB-2574-W	277/240/208	1000/752/564	3.7/3.2/2.8	48"	10 lbs
903HB-2545-W	240/208	1250/940	5.2/4.6	60"	11.5 lbs
903HB-2516-W	120	1500	12.6	72"	14 lbs
903HB-2546-W	240/208	1500/1128	6.3/5.5	72"	14 lbs
903HB-2576-W	277/240/208	1500/1128/846	5.5/4.7/4.1	72"	14 lbs
903HB-2548-W	240/208	2000/1504	8.4/7.3	96"	18.5 lbs

903HB-2502-W	208	400	2	24"	5.2 lbs
903HB-2572-W	277/240/208	400/300/225	1.5/1.3/1.1	24"	5.2 lbs
903HB-25126-W	120	500	4.2	30"	6.3 lbs
903HB-25026-W	208	500	2.4	30"	6.3 lbs
903HB-25426-W	240/208	500/376	2.1/1.9	30"	6.3 lbs
903HB-25726-W	277/240/208	500/376/282	1.8/1.6/1.4	30"	6.3 lbs
903HB-2503-W	208	750	3.6	36"	7.5 lbs
903HB-2573-W	277/240/208	750/564/423	2.7/2.4/2.1	36"	7.5 lbs
903HB-2504-W	208	1000	4.8	48"	10 lbs
903HB-2515-W	120	1250	10.5	60"	11.5 lbs
903HB-2505-W	208	1250	6	60"	11.5 lbs
903HB-2575-W	277/240/208	1250/940/705	4.6/4.0/3.4	60"	11.5 lbs
903HB-2506-W	208	1500	7.3	72"	14 lbs
903HB-25008-W	208	2500	12	96"	18.5 lbs
903HB-2508-W	208	2000	9.7	96"	18.5 lbs
903HB-25408-W	240/208	2500/1880	10.5/9.1	96"	18.5 lbs
903HB-2578-W	277/240/208	2000/1504/1128	7.3/6.3/5.5	96"	18.5 lbs
903HB-25708-W	277/240/208	2500/1880/1410	9.1/7.9/6.8	96"	18.5 lbs

NOTE: Unit and accessories represent White finish. For Beige, remove "W" suffix to catalog number and replace with "N" (ex. 2544-N). For high-altitude baseboard heaters (mounted above 7,500 ft.), add suffix "H" to catalog number (ex. 2544H-W) 8 ft. length baseboards must be ordered in multiples of two pieces for shipment.

Models & Specifications: Commercial

ITEM INFORMATION	ELECTRICAL DATA			DIMENSIONAL DATA	
	CATALOG NO.	VOLTS	WATTS	AMPS	LENGTH
903HB-C25126-N	120	500	4.2	30"	7.8 lbs
903HB-C25026-N	208	500	2.4		
903HB-C25426-N	240/208	500/376	2.1/1.8		
903HB-C25726-N	277/240/208	500/376/282	1.8/1.6/1.4		
903HB-C2513-N	120	750	6.5	36"	9.0 lbs
903HB-C2503-N	208	750	3.6		
903HB-C2543-N	240/208	750/564	3.1/2.7		
903HB-C2573-N	277/240/208	750/564/423	2.7/2.4/2.0		
903HB-C2514-N	120	1000	8.3	48"	11.5 lbs
903HB-C2504-N	208	1000	4.8		
903HB-C2544-N	240/208	1000/752	4.2/3.6		
903HB-C2574-N	277/240/208	1000/752/564	3.6/3.1/2.7		
903HB-C2515-N	120	1250	10.4	60"	13.0 lbs
903HB-C2505-N	208	1250	6.0		
903HB-C2545-N	240/208	1250/940	5.2/4.5		
903HB-C2575-N	277/240/208	1250/940/705	4.5/3.9/3.4		
903HB-C2516-N	120	1500	12.6	72"	15.5 lbs
903HB-C2506-N	208	1500	7.2		
903HB-C2546-N	240/208	1500/1128	6.3/5.4		
903HB-C2576-N	277/240/208	1500/1128/846	5.4/4.7/4.1		
903HB-C2508-N	208	2000	9.6	96"	20 lbs
903HB-C2548-N	240/208	2000/1504	8.3/7.2		
903HB-C2578-N	277/240/208	2000/1504/1128	7.2/6.3/5.4		
903HB-C25008-N	208	2500	12.0	96"	20 lbs
903HB-C25408-N	240/208	2500/1880	10.4/8.7		
903HB-C25708-N	277/240/208	2500/1880/1410	9.0/7.5/6.8		

NOTE: Unit and accessories only available in Beige finish. For high-altitude baseboard heaters (mounted above 7,500 ft.), add suffix "H" to catalog number (ex. C2544H-N) 8 ft. length baseboards must be ordered in multiples of two pieces for shipment.

Optional Controls & Accessories:

CATALOG NO.	DESCRIPTION	SHIP WT.
BIT-TA1A-W	SP Thermostat, rated 22A @ 120-277V	1 lbs
BIT-TA1TPA-W	Tamper-Resistant Version of TA1AW	1 lbs
BIT-TA2A-W	DP Thermostat, rated 22A @ 120-277V	1 lbs
BIT-TA2TPA-W	Tamper-Resistant Version of TA2AW	1 lbs
BIS-HCA241520-W	240V Load Transfer Switch, 20A	1 lbs
BIS-HCA121520-W	120V Load Transfer Switch, 20A	1 lbs
BIR-RSA1224-X	120V/24V Transformer Relay, 22A	1 lbs
BIR-RSA2024-X	208V/24V Transformer Relay, 22A	1 lbs
BIR-RSA2424-X	240V/24V Transformer Relay, 22A	1 lbs
BIR-RSA2724-X	277V/24V Transformer Relay, 19A	1 lbs
BIC-RA1-W	120V Duplex Receptacle	1 lbs
BIS-DSW2-W	Double-Pole Power On/Off Switch rated 20A @ 120-277V	1 lbs
BIR-PR24-X	Single-Pole Power Relay, 24VControl rated 30A @ 120-240V, 23A @ 277V	1 lbs
BIR-PR120-X	Same as PR24 except with 120V Control	1 lbs
BIH-ICAN-W	Inside Corner	1 lbs
BIC-RA1COMPW-N	Duplex Receptacle Cover only - carton of 10	1 lbs

NOTE: Unit and accessories represent White finish. For Beige, remove W suffix to catalog number and replace with N.

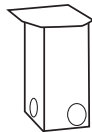
Filler Sections:

CATALOG NO.	DESCRIPTION	SHIP WT.
BIH-FS12-W	1 ft. Filler Section	2 lbs
BIH-FS24-W	2 ft. Filler Section	4 lbs
BIH-FS36-W	3 ft. Filler Section	6 lbs
BIH-FS48-W	4 ft. Filler Section	8 lbs
BIB-FSJ2-W	2 in. Joiner Strip	.5 lbs


NOTE: Unit and accessories represent White finish. For Beige, remove W suffix to catalog number and replace with N.

Blank Sections:


CATALOG NO.	DESCRIPTION	SHIP WT.
BIH-CBDA2-N	2.6 ft. Blank Section	4 lbs
BIH-CBDA3-N	3 ft. Blank Section	5 lbs
BIH-CBDA4-N	4 ft. Blank Section	7 lbs
BIH-CBDA5-N	5 ft. Blank Section	9 lbs
BIH-CBDA6-N	6 ft. Blank Section	11 lbs
BIH-CBDA8-N	8 ft. Blank Section	14 lbs




Inside Corner Section



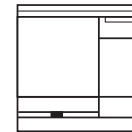
TA1A, TA2A



RA1



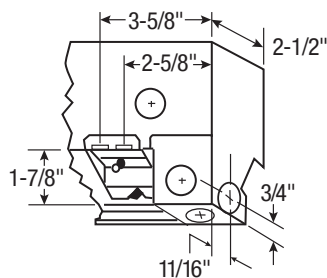
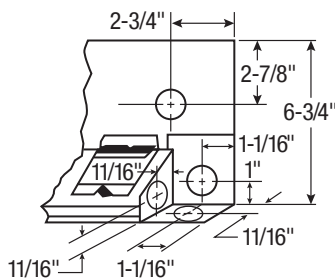
HCA



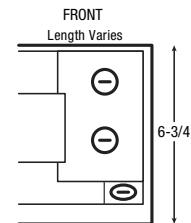
RSA

Dimensions and Clearances:

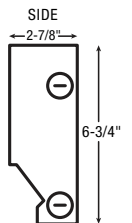
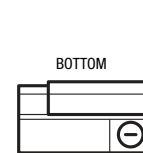
Unit length varies with model. See selection chart.



All knockouts are 7/8" diameter for 1/2" conduit



All knockouts are 7/8 inch diameter for 1/2 inch conduit.



No matter the industry or application, Heatrex has a robust portfolio of innovative, reliable, high-performance comfort heating and ventilation solutions for all your heating needs.