

922 SERIES

Cabinet Unit Heater



The 922 Series cabinet heater offers a unique combination of quality, efficiency, reliability and flexibility. The attractive cabinet design blends into any commercial decor.

- **Mounting Options:** The cabinet heater can be mounted on the floor, wall or ceiling. It can also be recessed into the wall or ceiling as required. Twelve air inlet and outlet combinations are available.
- **Simplified Maintenance:** The insulated front panel is hinged to allow for easy access.
- **Quiet Operation:** The blower wheel is mounted directly on the motor shaft to reduce the noise level.
- **Fresh Air Inlet:** Manual or optional power-operated inlet allows fresh air to enter through the rear of the heater and mix with re-circulated room air.

Applications

- Classrooms
- Hallways
- Meeting Rooms
- Lobbies
- Stairways
- Corridors
- Waiting Rooms
- Entry Ways

Standard Construction Features

Heating Elements – Industrial grade steel finned tubular elements.

Housing – Cabinet is constructed of 18-gauge steel with an polyester powder paint finish in white or almond.

Outlet Grille – An extruded architectural style aluminum grille discourages tampering with the heating element. The grille can be field converted for front or top air discharge.

Built-in Controls – Automatic reset thermal cutout and fan delay. Power fusing is supplied for heaters over 48 amps.

Fan Motor – The squirrel cage fan is beltless and two-speed, operating at 48 dBA at low speed and 50 dBA at high speed. Fan motors have permanently lubricated sleeve bearings for trouble-free service.

Installation Requirements – For best performance, do not install cabinet heaters above recommended maximum mounting height of ten feet.

Rough In Dimensions – Recess mounting only: Heater Length + 1" wide x 27" high x 12 deep.

922 SERIES

Cabinet Unit Heater

Factory Built-in Options

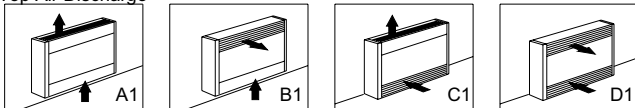
Code	Description	
A1	Fresh Air Inlet (1)	
A2	Power Operated Fresh Air Inlet (1)	
D1	Disconnect Switch 600V, Three-pole, 40 Amp	
D2	Disconnect Switch 600V, Three-pole, 80 Amp	
G	Fusing	
M	Manual Reset	
N1	2-Speed Motor w/High-Low Switch (2)	
N2	2-Speed Motor w/High-Low Relay-24 (1) (2) (3)	
R1	24V Relay	
R2	24V Relay with Transformer	
S	Smooth Finish on Heater Back Heater Length - In. (mm)	28 (711)
		48 (1219)
		66 (1677)
		80 (2032)
S1	On/Auto Fan Relay-24V	
S2	24V On/Standby Heating Relay with Transformer	
S3	On/Auto Fan Switch	
S4	On/Standby Heating Switch	
T1	Tamperproof Thermostat, 1-Stage, Single-pole	
T7	Tamperproof Thermostat, 2-Stage (4)	

- (1) Do not install built-in thermostat with these options.
- (2) To obtain the minimum ratings, it is necessary to add the optional "N1" two-speed motor with high/low switch for manual operation or option "N2" two-speed motor with high/low relay-24 Volt. The "N2" can be connected to a remote two-stage, wall-mounted thermostat or field-furnished low voltage device for maximum/minimum control.
- (3) Option N2 is required for two-stage remote thermostat operation.
- (4) When choosing Option T7; A1, A2, N1, N2, R1, R2 & T1 are unavailable.

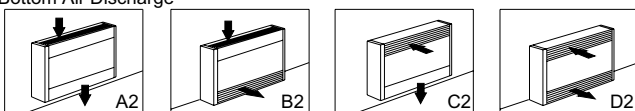
Remote Room Thermostat – See page 99

Mounting Applications

Top Air Discharge



Bottom Air Discharge



Field-Installed Options

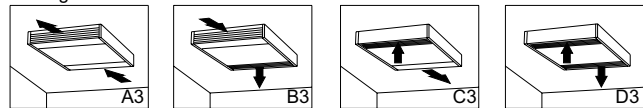
(shipped loose for field installation into heater)

Catalog Number	Description	Heater Length In. (mm)
922-124530	Sub Base	28 (711)
922-124531		48 (1219)
922-124532		66 (1676)
922-124533		80 (2032)
922-124534	Recess Trim Kit	28 (711)
922-124535		48 (1219)
922-124536		66 (1676)
922-124537		80 (2032)
922-124538P	Permanent/Washable Air Filters (Wall Installation Only)	28 (711)
922-124539P		48 (1219)
922-124540P		66 (1676)
922-124541P		80 (2032)
922-124538	Replaceable Throwaway Air Filters (Wall Installation Only)	28 (711)
922-124539		48 (1219)
922-124540		66 (1676)
922-124541		80 (2032)
922-218265	Smooth Finish on Heater Back Kit Heater Length In (mm)	28 (711)
922-218266		48 (1219)
922-218267		66 (1676)
922-218268		80 (2032)
922-224750	Tamperproof single-pole thermostat kit	

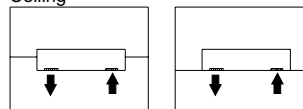
Standard colors - Add W for white finish or A for almond finish to the end of part number.

Special or custom colors - See inside back cover for color codes to be added to end of part number.

Ceiling



Ceiling



Semi-recessed Recessed D3 type mounting only

Wall



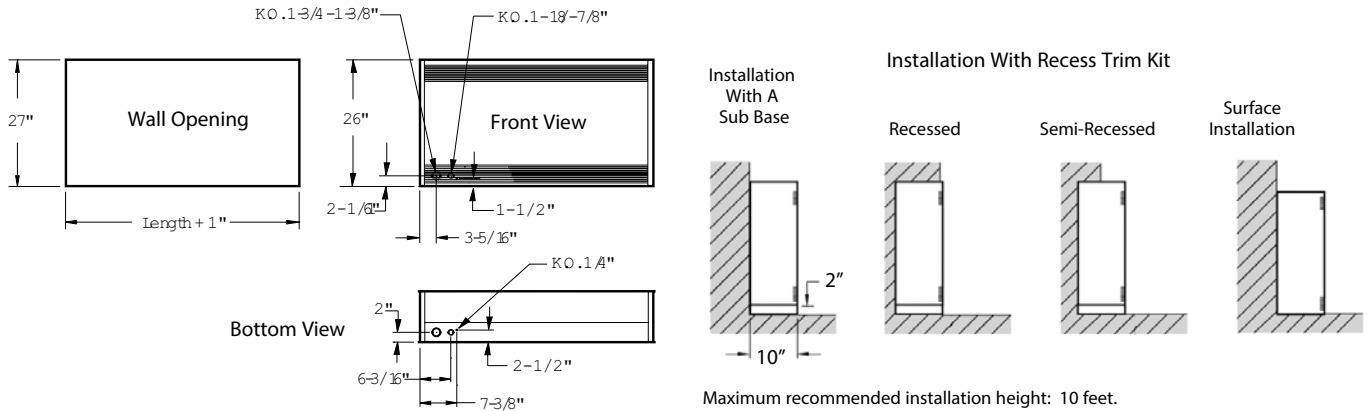
Semi-recessed Recessed D1 or D2 type mounting only



Phone: 314-333-5500
www.heatrex.com

922 SERIES

Cabinet Unit Heater



Heater Listing

Watts (1)		Volts	Phase	Total Amps (2)		CFM		Approximate Air Temp. Rise °F (°C)	Heater Length In. (mm)	Weight Lbs (kg)	Catalog Number
Max.	Min.			Max.	Min.	Max.	Min.				
2000	1333	208	1	11.0	7.8	250	200	26 (14)	28 (711)	115 (52)	HX-922U02000C
		208	3	7.0	5.1	250	200	26 (14)	28 (711)	115 (52)	HX-922U02000D
		240	1	9.7	7.0	250	200	26 (14)	28 (711)	115 (52)	HX-922U02000J
		240	3	6.2	2.6	250	200	26 (14)	28 (711)	115 (52)	HX-922U02000K
		277	1	8.6	6.2	250	200	26 (14)	28 (711)	115 (52)	HX-922U02000N
		480	3	3.8	3.0	250	200	26 (14)	28 (711)	115 (52)	HX-922U02000U
3000	1000	208	1	15.8	6.2	250	200	38 (21)	28 (711)	115 (52)	HX-922U03000C
		208	3	9.7	4.2	250	200	38 (21)	28 (711)	115 (52)	HX-922U03000D
		240	1	13.9	5.6	250	200	38 (21)	28 (711)	115 (52)	HX-922U03000J
		240	3	8.6	3.8	250	200	38 (21)	28 (711)	115 (52)	HX-922U03000K
		277	1	12.2	5.0	250	200	38 (21)	28 (711)	115 (52)	HX-922U03000N
		480	3	5.0	2.6	250	200	38 (21)	28 (711)	115 (52)	HX-922U03000U
4000	2667	208	1	20.6	14.2	250	200	51 (28)	28 (711)	115 (52)	HX-922U04000C
		208	3	12.5	8.8	250	200	51 (28)	28 (711)	115 (52)	HX-922U04000D
		240	1	18.1	12.5	250	200	51 (28)	28 (711)	115 (52)	HX-922U04000J
		240	3	11.0	7.8	250	200	51 (28)	28 (711)	115 (52)	HX-922U04000K
		277	1	15.8	11.0	250	200	51 (28)	28 (711)	115 (52)	HX-922U04000N
		480	3	6.2	4.6	250	200	51 (28)	28 (711)	115 (52)	HX-922U04000U
5000	3333	208	1	25.4	17.4	250	200	64 (36)	28 (711)	115 (52)	HX-922U05000C
		208	3	15.3	10.7	250	200	64 (36)	28 (711)	115 (52)	HX-922U05000D
		240	1	22.2	15.3	250	200	64 (36)	28 (711)	115 (52)	HX-922U05000J
		240	3	13.4	9.5	250	200	64 (36)	28 (711)	115 (52)	HX-922U05000K
		277	1	19.4	13.4	250	200	64 (36)	28 (711)	115 (52)	HX-922U05000N
		480	3	7.4	5.4	250	200	64 (36)	28 (711)	115 (52)	HX-922U05000U
6000	4000	208	1	30.2	20.6	250	200	77 (43)	28 (711)	115 (52)	HX-922U06000C
		208	3	18.1	12.5	250	200	77 (43)	28 (711)	115 (52)	HX-922U06000D
		240	1	26.4	18.1	250	200	77 (43)	28 (711)	115 (52)	HX-922U06000J
		240	3	15.8	11.0	250	200	77 (43)	28 (711)	115 (52)	HX-922U06000K
		277	1	23.1	15.8	250	200	77 (43)	28 (711)	115 (52)	HX-922U06000N
		480	3	8.6	6.2	250	200	77 (43)	28 (711)	115 (52)	HX-922U06000U

(1) To obtain the minimum ratings it is necessary to add the optional "N1" two-speed motor with high/low switch for manual operation or option "N2" two-speed motor with high/low relay-24 volt. The "N2" can be connected to a remote two-stage, wall-mounted thermostat or field furnished low voltage device for maximum/minimum control.

(2) Total Amps = Heating element amps and motor amps.

Other voltages available. Consult factory.

Standard colors - Add W for white finish or A for almond finish to the end of catalog number.

Special or custom colors - See inside back cover for color codes to be added to end of catalog number.

Specify mounting application code when ordering (see page 57).

922 SERIES

Cabinet Unit Heater

Heater Listing (continued)

Watts (1)		Volts	Phase	Total Amps (2)		CFM		Approximate Air Temp. Rise °F (°C)	Heater Length In. (mm)	Weight Lbs (kg)	Catalog Number
Max.	Min.			Max.	Min.	Max.	Min.				
8000	4000	208	1	41.3	22.0	500	400	51 (28)	48 (1219)	146 (66)	HX-922U08000C
		208	3	25.0	13.9	500	400	51 (28)	48 (1219)	146 (66)	HX-922U08000D
		240	1	36.1	19.5	500	400	51 (28)	48 (1219)	146 (66)	HX-922U08000J
		240	3	22.1	12.4	500	400	51 (28)	48 (1219)	146 (66)	HX-922U08000K
		277	1	31.7	17.2	500	400	51 (28)	48 (1219)	146 (66)	HX-922U08000N
		480	3	12.4	7.6	500	400	51 (28)	48 (1219)	146 (66)	HX-922U08000U
10000	5000	208	1	50.9	26.8	500	400	64 (36)	48 (1219)	146 (66)	HX-922U10000C
		208	3	30.6	16.7	500	400	64 (36)	48 (1219)	146 (66)	HX-922U10000D
		240	1	44.5	23.6	500	400	64 (36)	48 (1219)	146 (66)	HX-922U10000J
		240	3	26.9	14.8	500	400	64 (36)	48 (1219)	146 (66)	HX-922U10000K
		277	1	38.9	20.9	500	400	64 (36)	48 (1219)	146 (66)	HX-922U10000N
		480	3	14.8	8.8	500	400	64 (36)	48 (1219)	146 (66)	HX-922U10000U
12000	6000	208	1	60.5	31.6	500	400	77 (43)	48 (1219)	146 (66)	HX-922U12000C
		208	3	36.1	19.5	500	400	77 (43)	48 (1219)	146 (66)	HX-922U12000D
		240	1	52.8	27.8	500	400	77 (43)	48 (1219)	146 (66)	HX-922U12000J
		240	3	31.7	17.3	500	400	77 (43)	48 (1219)	146 (66)	HX-922U12000K
		277	1	46.1	24.8	500	400	77 (43)	48 (1219)	146 (66)	HX-922U12000N
		480	3	17.3	10.0	500	400	77 (43)	48 (1219)	146 (66)	HX-922U12000U
15000	10000	208	1	76.3	52.3	750	600	63 (35)	66 (1677)	210 (96)	HX-922U15000C
		208	3	45.9	32.0	750	600	63 (35)	66 (1677)	210 (96)	HX-922U15000D
		240	1	66.7	45.9	750	600	63 (35)	66 (1677)	210 (96)	HX-922U15000J
		240	3	40.3	28.3	750	600	63 (35)	66 (1677)	210 (96)	HX-922U15000K
		480	3	22.3	16.2	750	600	63 (35)	66 (1677)	210 (96)	HX-922U15000U
		18000	12000	208	1	90.7	61.9	750	600	77 (43)	66 (1677)
208	3			54.2	37.5	750	600	77 (43)	66 (1677)	210 (96)	HX-922U18000D
240	1			79.2	54.2	750	600	77 (43)	66 (1677)	210 (96)	HX-922U18000J
240	3			47.5	33.1	750	600	77 (43)	66 (1677)	210 (96)	HX-922U18000K
480	3			25.9	18.6	750	600	77 (43)	66 (1677)	210 (96)	HX-922U18000U
20000	13333			208	1	101.8	69.7	1000	800	64 (36)	80 (2032)
		208	3	61.1	42.6	1000	800	64 (36)	80 (2032)	240 (109)	HX-922U20000D
		240	1	88.9	61.2	1000	800	64 (36)	80 (2032)	240 (109)	HX-922U20000J
		240	3	53.7	37.7	1000	800	64 (36)	80 (2032)	240 (109)	HX-922U20000K
		480	3	29.7	21.7	1000	800	64 (36)	80 (2032)	240 (109)	HX-922U20000U
		24000	16000	208	3	72.2	50.1	1000	800	77 (43)	80 (2032)
240	1			105.6	72.3	1000	800	77 (43)	80 (2032)	240 (109)	HX-922U24000J
240	3			63.3	44.1	1000	800	77 (43)	80 (2032)	240 (109)	HX-922U24000K
480	3			34.5	24.9	1000	800	77 (43)	80 (2032)	240 (109)	HX-922U24000U

(1) To obtain the minimum ratings it is necessary to add the optional "N1" two-speed motor with high/low switch for manual operation or option "N2" two-speed motor with high/low relay-24 volt. The "N2" can be connected to a remote two-stage, wall-mounted thermostat or field furnished low voltage device for maximum/ minimum control.

(2) Total Amps = Heating element amps and motor amps.

Standard colors - Add W for white finish or A for almond finish to the end of catalog number.

Special or custom colors - See inside back cover for color codes to be added to end of catalog number.

Specify mounting application code when ordering (see page 57).



Phone: 314-333-5500
www.heatrex.com