


932 SERIES

Commercial Wall Heater



The 932 Series fan-forced wall heater is designed for commercial and industrial areas requiring higher KW ratings and quick recovery. The unit provides a burst of heat in areas affected by cold drafts or wide temperature swings.

- **Efficient Operation:** The fan draws air into the top of the grille and discharges warm air downward to distribute heat and keep floors warm and dry. High CFM's create air circulation within the room to provide uniform temperatures.
- **Extended Capacity:** The 932 Series is available with one, two or three modules and ratings up to 12,000 W at 480 CFM.

Applications

- Entryways
- Garages
- Guard Houses
- Offices
- Reception Areas
- Restrooms
- Stairwells
- Vestibules

Standard Construction Features

Heating Elements – Steel finned tubular elements.

Outlet Grille – The 932 Series has an 18-gauge steel grille with rounded corners and a polyester powder paint finish in white or almond. The external thermostat adjustment knob can be replaced with the concealing plug provided for tamperproof construction.

Built-in Controls – Automatic reset thermal cutout, fan override and thermostat (32° to 120°F).

Fan Motor – Permanently lubricated, totally enclosed fan operates at a low 58 dBA.

Installation Requirements – Standard supply wiring rated at 60°C can be used for installation of wall heaters. Heater must be installed at least ten inches from the floor and adjacent walls.

Rough in Dimensions –

- 1500/1125 - 4800 Watt heaters: 14-1/2" wide x 19-7/8" high x 4-1/2" deep.
- 6000/4500 - 8000 Watt heaters: 30-3/16" wide x 19-7/8" high x 4-1/2" deep.
- 12000/9000 - 12000 Watt heaters: 46-5/8" wide x 19-7/8" high x 4-1/2" deep.



Phone: 314-333-5500
www.heatrex.com

932 SERIES

Commercial Wall Heater

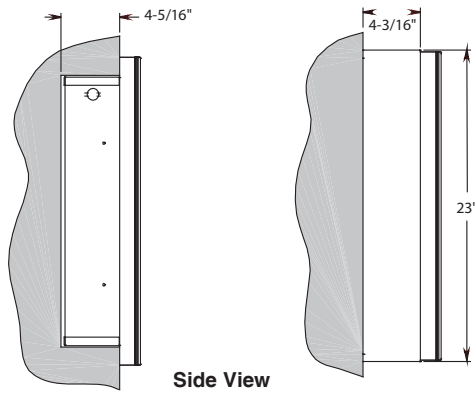
Factory Built-in Options

Code	Description
D1	Disconnect Switch 600V, Three-pole, 40 Amp
D2	Disconnect Switch, 600V, Three-pole 80 Amp
D3	Disconnect Switch 277V, Double-pole, 20 Amp
R1	24 Relay (1)
R2	24V Relay with Transformer (1)
S3	Fan On/Auto Switch

(1) A built-in thermostat will not be supplied when option R1 or R2 are selected. Consult the factory if built-in thermostat is required with these options.

Remote Room Thermostat – See page 99

Required Wall Depth Opening



Field-Installed Options

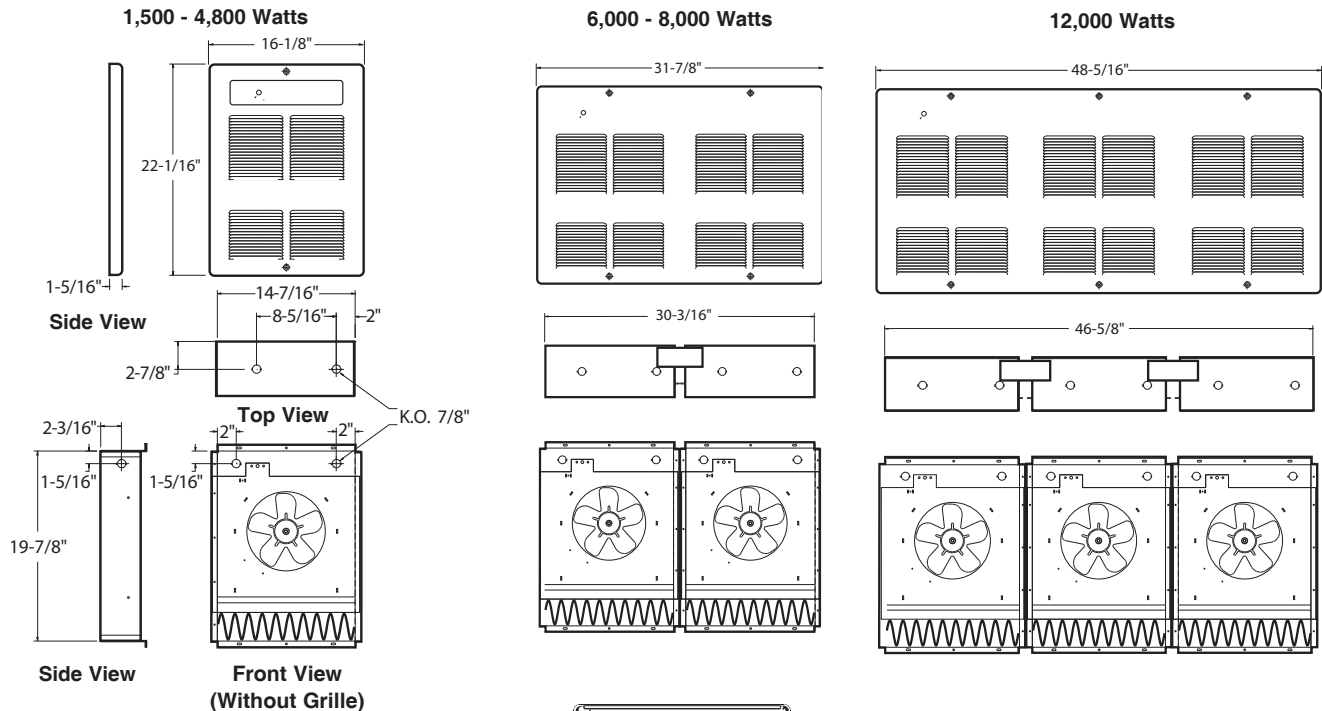
(shipped loose for field installation into heater)

Catalog Number	Description
932-124500	Surface Mounting Box (1500-4800 W)
932-158211	Surface Mounting Box (6000-8000 W)
932-158212	Surface Mounting Box (12000 W)
932-146878	1" Semi Recessed Trim Kit (1500-4800 W)
932-166532	1" Semi Recessed Trim Kit (6000-8000 W)
932-166534	1" Semi Recessed Trim Kit (12000 W)
932-153670	2" Semi Recessed Trim Kit (1500-4800 W)
932-166533	2" Semi Recessed Trim Kit (6000-8000 W)
932-166535	2" Semi Recessed Trim Kit (12000 W)

Standard colors - Add W for white finish or A for almond finish to the end of catalog number.

Special or custom colors - See inside back cover for color codes to be added to end of catalog number.

Grille Dimensions



932 SERIES

Commercial Wall Heater

Heater Listing

Adjustable thermostat is included. A hole plug is provided for tamperproof installations.

Watts	Volts	Phase	Total Amps (1)	CFM	Approximate Air Temperature Rise °F (°C)	Weight lbs (kg)	Catalog Number
1500/1125	240/208	1	6.6/5.8	160	30/22 (17/12)	24 (11)	HX-932U01500V¶
1500	120	1	12.9	160	30 (17)	28 (13)	HX-932U01500B¶
	277	1	5.8	160	30 (17)	28 (13)	HX-932U01500N¶
	480	1	3.5	160	30 (17)	28 (13)	HX-932U01500T¶
2000/1500	240/208	1	8.7/7.6	160	40/30 (22/17)	24 (11)	HX-932U02000V¶
2000	208	1	10.0	160	40 (22)	24 (11)	HX-932U02000C¶
	277	1	7.6	160	40 (22)	28 (13)	HX-932U02000N¶
	480	1	4.6	160	40 (22)	28 (13)	HX-932U02000T¶
3000/2250	240/208	1	12.9/11.2	160	60/45 (33/25)	24 (11)	HX-932U03000V¶
3000	277	1	11.2	160	60 (33)	28 (13)	HX-932U03000N¶
	480	1	6.7	160	60 (33)	28 (13)	HX-932U03000T¶
4000/3000	240/208	1	17.0/14.8	160	80/60 (44/33)	24 (11)	HX-932U04000V¶
4000	208	1	19.6	160	80 (44)	24 (11)	HX-932U04000C¶
	277	1	14.8	160	80 (44)	28 (13)	HX-932U04000N¶
	480	1	8.7	160	80 (44)	28 (13)	HX-932U04000T¶
4800/3600	240/208	1	20.4/17.7	160	96/72 (53/40)	24 (11)	HX-932U04800V¶
4800	208	1	23.5	160	96 (53)	28 (13)	HX-932U04800C¶
	277	1	17.7	160	96 (53)	28 (13)	HX-932U04800N¶
	480	1	10.4	160	96 (53)	28 (13)	HX-932U04800T¶
6000/4500	240/208	1	25.4/22.0	320	60/45 (33/25)	50 (23)	HX-932U06000V¶
6000	277	1	22.1	320	60 (33)	50 (23)	HX-932U06000N¶
	480	1	12.9	320	60 (33)	50 (23)	HX-932U06000T¶
8000/6000	240/208	1	33.7/29.2	320	80/60 (44/33)	50 (23)	HX-932U08000V¶
8000	208	1	38.9	320	80 (44)	50 (23)	HX-932U08000C¶
	277	1	29.3	320	80 (44)	50 (23)	HX-932U08000N¶
	480	1	17.1	320	80 (44)	50 (23)	HX-932U08000T¶
12000/9000	240/208	3(2)	28.9/25.0	480	80 (44)	90 (41)	HX-932U12000P¶
12000	208	3	33.7	480	80 (44)	90 (41)	HX-932U12000D¶
	240	3	29.3	480	80 (44)	90 (41)	HX-932U12000K¶
	277	1	43.7	480	80 (44)	90 (41)	HX-932U12000N¶
	480	1	25.4	480	80 (44)	90 (41)	HX-932U12000T¶
	480	3	14.8	480	80 (44)	90 (41)	HX-932U12000U¶

(1) Total Amps = Heating element amps and motor amps.

(2) Single-phase is available upon request, consult factory

All models listed are single-phase unless otherwise specified. Other voltages available. Consult factory.

¶Standard colors - Add W for white finish or A for almond finish to the end of catalog number.

Special or custom colors - See inside back cover for color codes to be added to end of catalog number.



Phone: 314-333-5500
www.heatrex.com